



Metal Printing Solution

Perfect Your Workflow


CAD / CAM



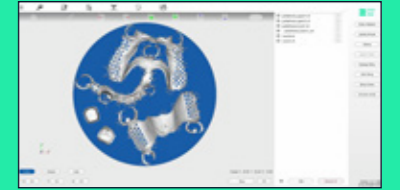
1. Scan



2. Create STL File



3. 2Build



3D PRINTING



4. Set up 2CREATE



5. Unload 2CREATE



HEAT TREATMENT



6. Heat Treatment




SUPPORTS REMOVAL



7. Bandsaw



8. Supports Removal



MILLING / HYBRID



POLISHING



9. Preparing for Polishing



10. Polishing with DLYTE



FINAL PRODUCT



11. Polished Part on a Model



RECYCLE POWDER



CLEANING




We provide the complete product range that you need for a seamless and effective workflow. Reach out to us and our dental experts: info@2onelab.com



2onelab

Build & Create



Printing of mixed plates
Crowns, bridges, partials
on one platform



Fast printing
One full platform in only
3 hours



Low running costs
Low energy consumption, long
life filters, low maintenance



**Optimal parameter for
perfect fitting**
Less post processing



**Margin increase of up
to 30%**
Reuse platform & powder



No specialists needed
Learn the software and the
process in only two days!